

Creating educational animations for learning platforms in Sinhala

(Let's learn with fun!)

Why we use educational animations?



In today's digital learning environment, interactive and visual content plays a vital role in keeping students engaged. Educational animations are one of the most effective tools used in e-learning platforms to simplify for learners. Creating such content in the **Sinhala language** ensures inclusivity and better understanding among local students.



How do we make animations?

A powerful open-source tool called “**H5P**” (HTML5 Package) allows even non-programmers to create rich, interactive animations and activities without writing a single line of code.

H5P supports a wide variety of content types that can be embedded into popular learning platforms such as Moodle and MoodleBox.

H5P benefits

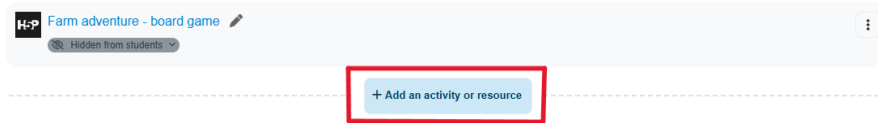
- Open source and free to use
- Mobile friendly content.
- Create and share rich content.
- Web site with an H5P plugin.

H5P supports types

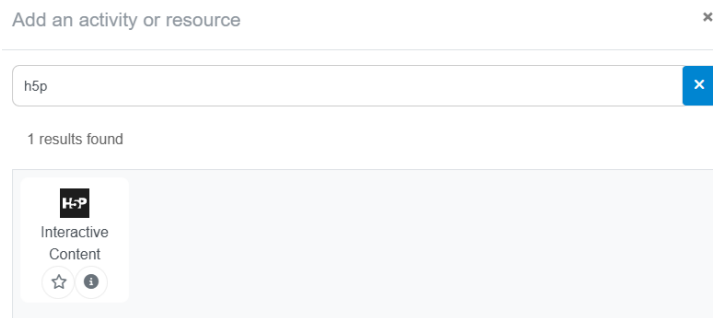
- Interactive videos
- Drag and drop exercises
- Presentations
- Quizzes

Simple method to create H5P Content

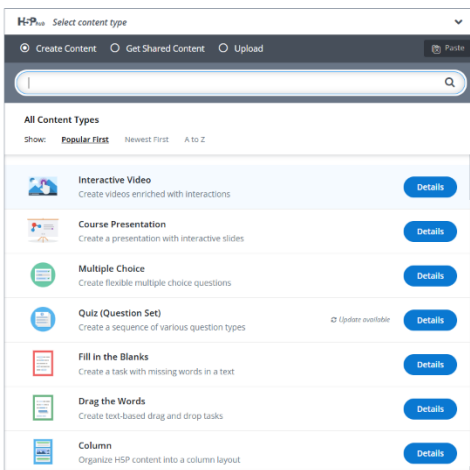
1. Log in as an administrator or a user who has permission.
2. Go to the course you wish to add the H5P content.
3. Press "Add an activity or resource"



4. Select H5P for "Interactive Content" and click "Add"



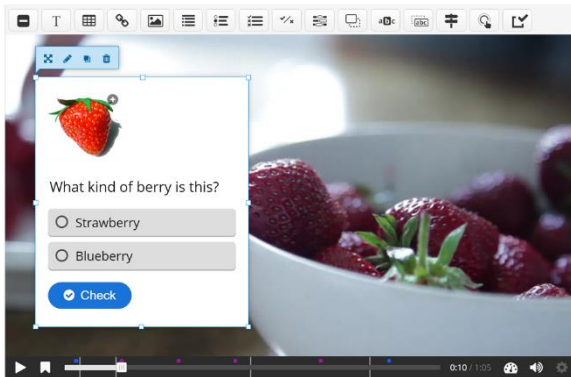
5. Click "Select Content Type" to open the H5P Hub.




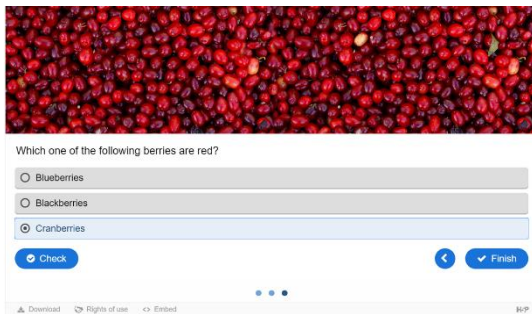
6. Click "Get" next to the content type you want to add.

Example H5P Contents and their benefits

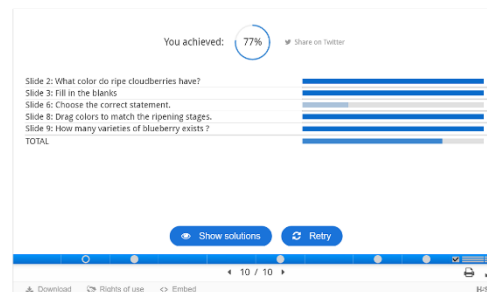
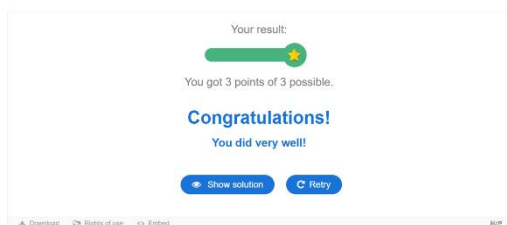
1. Make more interaction and attraction than a normal presentation.



2. Easy to understand visualized questions and also easy to select, choose, drag and write answers.



3. Students can easily see the scores and gain a better understanding of their knowledge level.



It's time to interact with learning animations. No more boring, let's learn with fun.

Thank you !